



SIM7000_TE kit_ User Guide_V1.02



SIMCOM CONFIDENTIAL FILE

Document Title:	SIM7000_TE kit User Guide
Version:	1.02
Date:	2017-05-24
Status:	Release
Document Control ID:	SIM7000_TE kit_User Guide_V1.02

General Notes

SIMCom offers this information as a service to its customers, to support application and engineering efforts that use the products designed by SIMCom. The information provided is based upon requirements specifically provided to SIMCom by the customers. SIMCom has not undertaken any independent search for additional relevant information, including any information that may be in the customer's possession. Furthermore, system validation of this product designed by SIMCom within a larger electronic system remains the responsibility of the customer or the customer's system integrator. All specifications supplied herein are subject to change.

Copyright

This document contains proprietary technical information which is the property of SIMCom Limited., copying of this document and giving it to others and the using or communication of the contents thereof, are forbidden without express authority. Offenders are liable to the payment of damages. All rights reserved in the event of grant of a patent or the registration of a utility model or design. All specification supplied herein are subject to change without notice at any time.

Copyright © Shanghai SIMCom Wireless Solutions Ltd. 2017

Version History

Date	Version	Description of change	Author
2017-03-24	1.01	Origin	TuHongjun
2017-05-24	1.02	Modify the description for USB part	TuHongjun

SIMCOM CONFIDENTIAL FILE

Contents

Version History.....	3
Contents.....	4
1. Detail description of SIM7000-TE	7
2. TE Accessory	8

SIMCOM CONFIDENTIAL FILE

Figure Index

FIGURE1: TE TOP VIEW	7
FIGURE2: TE BOTTOM VIEW	7
FIGURE3: TE ACCESSORY	8
FIGURE4: TE AND SIMCOM-EVB ACCESSORY	9
FIGURE5: USB PORTS	10

SIMCOM CONFIDENTIAL FILE

SCOPE

This document give the usage of SIM7000-TE, user can get useful information about the SIM7000-TE quickly through this document.

This document applies to SIM7000 series module.

This document is subject to change without notice at any time.

SIMCOM CONFIDENTIAL FILE

1. Detail description of SIM7000-TE




Figure1: TE TopView




Figure2: TE Bottom View

- A: Module
- B: Test Points
- C: Micro USB Connector
- D: GNSS Antenna Connector
- E: Main Antenna Connector
- F: Mark of TE Module direction
- G: Connector
- H: Connector

2. TE Accessory



Figure3: TE Accessory

- A:GNSS Antenna
- B:Main and Aux Antenna




Figure4: TE and SIMCOM-EVB Accessory

A: STATUS / NETLIGHT / POWER LED

B: When install SIM7000-TE to SIMCOM-EVB, please keep arrows aligned on TE and EVB.

NETLIGHT pin status

NETLIGHT pin status	Module status
Always On	Searching Network/Call Connect
200ms ON, 200ms OFF	Data Transmit
800ms ON, 800ms OFF	Registered network
OFF	Power off / Sleep

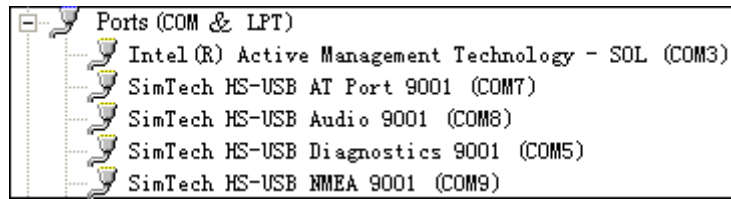


Figure5: USB Ports

- (1). HS-USB AT Port: AT communication
- (2). HS-USB Audio: Audio port designed for user to design their software PCM applications
- (3). HS-USB Diagnostics: Used for debug
- (4). HS-USB NMEA: NMEA port supporting NMEA sentences output

SIMCOM CONFIDENTIAL FILE

Contact us

Shanghai SIMCom Wireless Solutions Ltd.

Address: Building A, SIM Technology Building, No.633, Jinzhong Road, Changning District, Shanghai 200335

Tel: 86-21-32523300

Fax: 86-21-32523020

Email: simcom@sim.com

Website: www.simcomm2m.com

SIMCOM CONFIDENTIAL FILE